

# State Farm® Stock and Bond Balanced Fund

## as of September 30, 2009

State Farm Variable Product Trust



### Investment Objective

Seeks long-term growth of capital, balanced with current income.

### Investment Strategy

The Stock and Bond Balanced Fund invests substantially all of its assets in shares of the Large Cap Equity Index Fund and the Bond Fund (underlying funds of the State Farm Variable Product Trust). Generally, the Stock and Bond Balanced Fund attempts to maintain approximately 60% of its net assets in shares of the Large Cap Equity Index Fund and approximately 40% of its net assets in shares of the Bond Fund.

### Who May Want to Invest?

Those who:

- are looking for a more conservative alternative to a growth-oriented fund
- want a well-diversified and relatively stable investment allocation
- need a core investment
- seek total return over the long-term, irrespective of its form (i.e., capital gains or ordinary income)
- are retired or nearing retirement

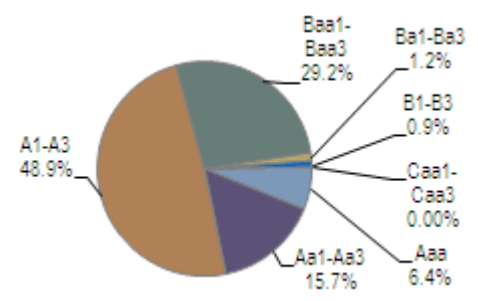
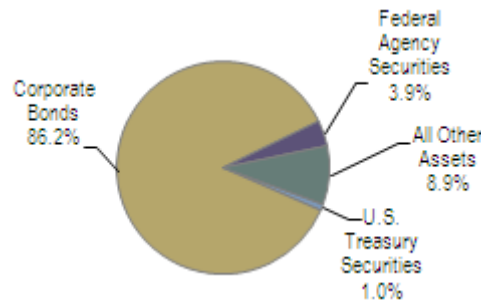
### Portfolio Management

Managed by State Farm Investment Management Corp., which has over 30 years experience managing investment company assets and is responsible for over \$10.7 billion in assets as of September 30, 2009.

## Portfolio Composition

### Top 10 Holdings - Large Cap Equity Index Fund

1. Exxon Mobil Corp.	3.48%	6. Johnson & Johnson	1.77%
2. Microsoft Corporation	2.12%	7. Apple Inc.	1.75%
3. General Electric Company	1.84%	8. AT&T Inc.	1.68%
4. JPMorgan Chase & Co.	1.82%	9. Int'l Business Machines Corp.	1.65%
5. Procter & Gamble Co.	1.78%	10. Bank of America Corp	1.55%



### Composition of Assets - Bond Fund (as of 9/30/2009)

1. U.S. Treasury Securities	1.0%
2. Corporate Bonds	86.2%
3. Federal Agency Securities	3.9%
4. All Other Assets	8.9%

### Credit Quality Breakdown - Bond Fund (as of 9/30/2009)

1. Aaa	6.4%
2. Aa1-Aa3	15.7%
3. A1-A3	48.9%
4. Baa1-Baa3	26.9%
5. Ba1-Ba3	1.2%
6. B1-B3	0.9%
7. Caa1-Caa3	0.0%

Total Net Assets: \$75,299,926.48

Average Maturity (as of 09/30/09): 4.01 Years

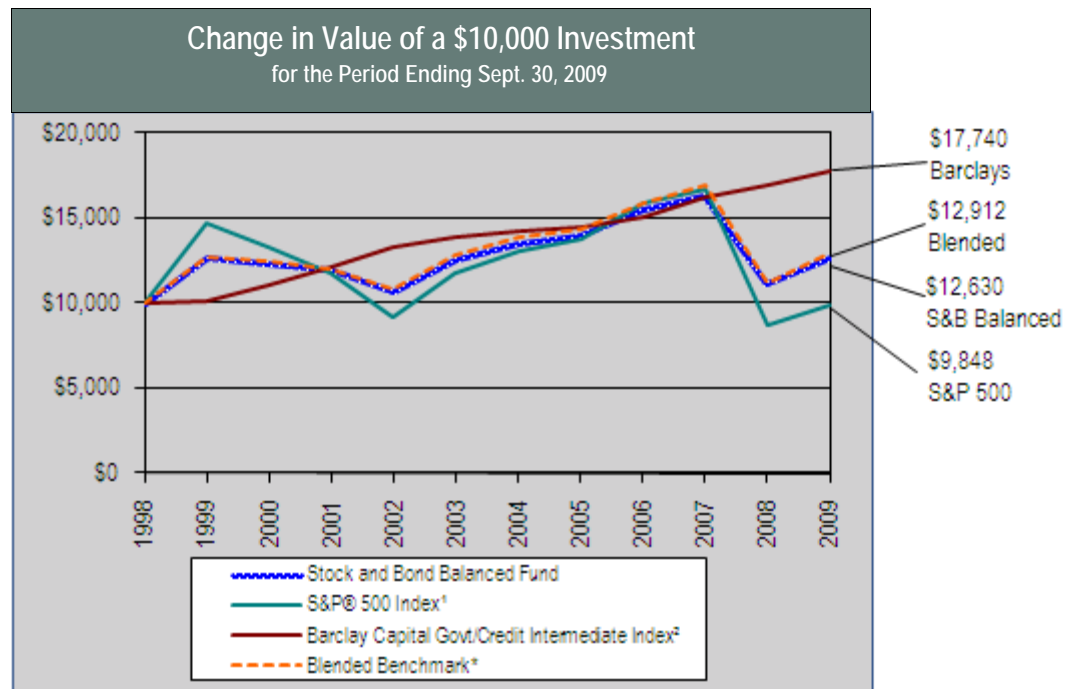
All information is provided for informational purposes only and should not be deemed as recommendations to buy the securities mentioned above.

## Performance as of September 30, 2009

Total Returns - State Farm Stock and Bond Balanced Fund - Variable Products	
<b>Total Returns (annualized)</b>	
One-Year	2.01%
Three-Year	-0.31%
Five-Year	2.77%
Ten-Year	2.36%

This information must be accompanied by the Performance and Returns for the State Farm [Variable Deferred Annuity](#) or [Variable Universal Life](#) policy. This performance data represents past performance and does not guarantee future results. There is no guarantee that the circumstances leading to this performance will be replicated in the future. Investment return and principal value will fluctuate and fund shares, when redeemed, may be worth less than the premiums you paid. Recent performance may be less than the figures shown. Obtain total returns current to the most recent month-end at [statefarm.com](http://statefarm.com)® under Life & Annuities in the Insurance tab.

The following graph compares a \$10,000 investment in the Stock and Bond Balanced Fund to a theoretical investment of the same amount in the S&P® 500 Index, Barclays Capital Government/Credit Intermediate Index, and a Blended Benchmark:



*This performance data represents past performance and does not guarantee future results. There is no guarantee that the circumstances leading to this performance will be replicated in the future. Investment return and principal value will fluctuate and fund shares, when redeemed, may be worth less than the premiums you paid. Recent performance may be less than the figures shown.*

The performance figures above reflect the reinvestment of all dividends and capital gains, and the deduction of investment management fees and fund-level expenses, but not contract-level charges. If contract-level charges were reflected, the performance quoted would be significantly lower than shown. The accompanying Performance and Returns for the State Farm [Variable Deferred Annuity](#) or [Variable Universal Life](#) policy reflect contract-level charges.

\*This Blended Benchmark is computed using 60% S&P 500® Index<sup>1</sup>, and 40% Barclays Capital Government/Credit Intermediate Index<sup>2</sup>.

<sup>1</sup>The S&P 500® Index is a capitalization-weighted measure of the common stocks of 500 large U.S. companies. The S&P 500 Index represents an unmanaged group of stocks that differ from the composition of the Large Cap Equity Index Fund. Unlike an investment in the Large Cap Equity Index Fund, returns of the S&P 500 Index do not reflect expenses of investing. It is not possible to invest directly in an index.

<sup>2</sup>The Barclays Capital Government/Credit Intermediate Index represents an unmanaged group of bonds that differ from the composition of the Bond Fund. Unlike an investment in the Bond Fund, the returns of the Index do not reflect expenses of investing. It is not possible to invest directly in an index.

## Fund Facts

Investment Minimums		
State Farm Variable Deferred Annuity		
Minimum Initial Premium Required	Issue Age 0-65	Issue Age 66 or More
Non-Tax-Qualified Policy	\$1,200 (\$100 per month for special monthly payment plan)	\$5,000
Tax-Qualified Policy	\$600 (\$50 per month for special monthly payment plan)	\$25,000 (\$2,000 for Roth IRA)
State Farm Variable Universal Life		
Minimum initial premium and planned premium depend on the insured's age, gender, rate class, basic amount selected, and any supplemental riders.		

It is possible to invest in this underlying Fund only through the purchase of a State Farm Variable Deferred Annuity or Variable Universal Life Insurance policy. There is no assurance that the Fund will achieve its investment objective. An investment should be made with an understanding of the risks that an investment in equity securities entails. As with any mutual fund that invests in stocks and bonds, the Fund is subject to market, interest rate and credit risks and there is a risk that you will lose money by investing in this Fund. Because the Stock and Bond Balanced Fund invests substantially all its assets in the Large Cap Equity Index Fund and the Bond Fund, the risks of investing in the Stock and Bond Balanced Fund are the same as the risks of investing in those underlying funds. The Stock and Bond Balanced Fund is "non-diversified" because it invests almost entirely in shares of the Large Cap Equity Index Fund and the Bond Fund. A non-diversified mutual fund is generally more sensitive to changes in the value of individual investments than a fund that invests in securities from a large number of different issuers. However, both the Large Cap Equity Index Fund and the Bond Fund are diversified.

*This information must be preceded or accompanied by a current [prospectus](#) for State Farm Variable Deferred Annuity or Variable Universal Life policy. State Farm Variable Products are available through prospectus by registered representatives of State Farm VP Management Corp., One State Farm Plaza, Bloomington, Illinois 61710, 1-888-702-2307. Please read the prospectus and consider the investment objectives, risks, charges and expenses and other information it contains about State Farm Variable Products carefully before investing.*

Issued by:

**State Farm Life Insurance Company**  
(Not Licensed in MA, NY, or WI)  
**State Farm Life and Accident Assurance Company**  
(Licensed in NY and WI)  
Home Offices, Bloomington, IL

NOT FDIC  
INSURED

MAY LOSE VALUE  
NO BANK GUARANTEE

State Farm Variable Product Trust



State Farm Variable Deferred Annuity  
State Farm Variable Universal Life Insurance

IL-354.17

AP2009/10/9831